

Scaled data based on original data using
LM-79-08 Approved Method: Electrical and Photometric Measurements of Solid-
State Lighting Products

Test Report Prepared for
Cooper Lighting Solutions
(formerly Eaton)

Brand: McGRAW-EDISON

Report Number: P228363

Luminaire Tested: **ISS-AF-350-LED-E1-SL4-7050**

Issue Date: 3/3/2020

Test Information

Test Method: LM-79-08
Report Number: P228363
TEST IS SCALED FROM IESNA LM-79-08 TEST DATA (P29763)
Test Lab: INNOVATION CENTER-P2
Issue Date: 3/3/2020
Manufacturer: COOPER LIGHTING SOLUTIONS (FORMERLY EATON)
Product Line: MCGRAW-EDISON
Catalog Number: ISS-AF-350-LED-E1-SL4-7050
Description: IMPACT ELITE LED QUATER SPHERE LUMINAIRE
LIGHT SQUARE WITH ACCULED OPTICS-TYPE IV W/SPILL CONTROL
Light Source: (16) 5000K CCT, 70 CRI LEDs
Ballast/Driver: ELECTRONIC DRIVER

Summary

Lumens per Lamp: N/A
Luminaire Lumens: 2110 lumens
Efficiency: N/A
Efficacy: 105.0 lumens/watt
Luminous Opening: Rectangular (W 0.5' x L: 0.5' x H: 0')
IES Classification: Type IV - Short - Non-Cutoff
BUG Rating: B0 - U0 - G1

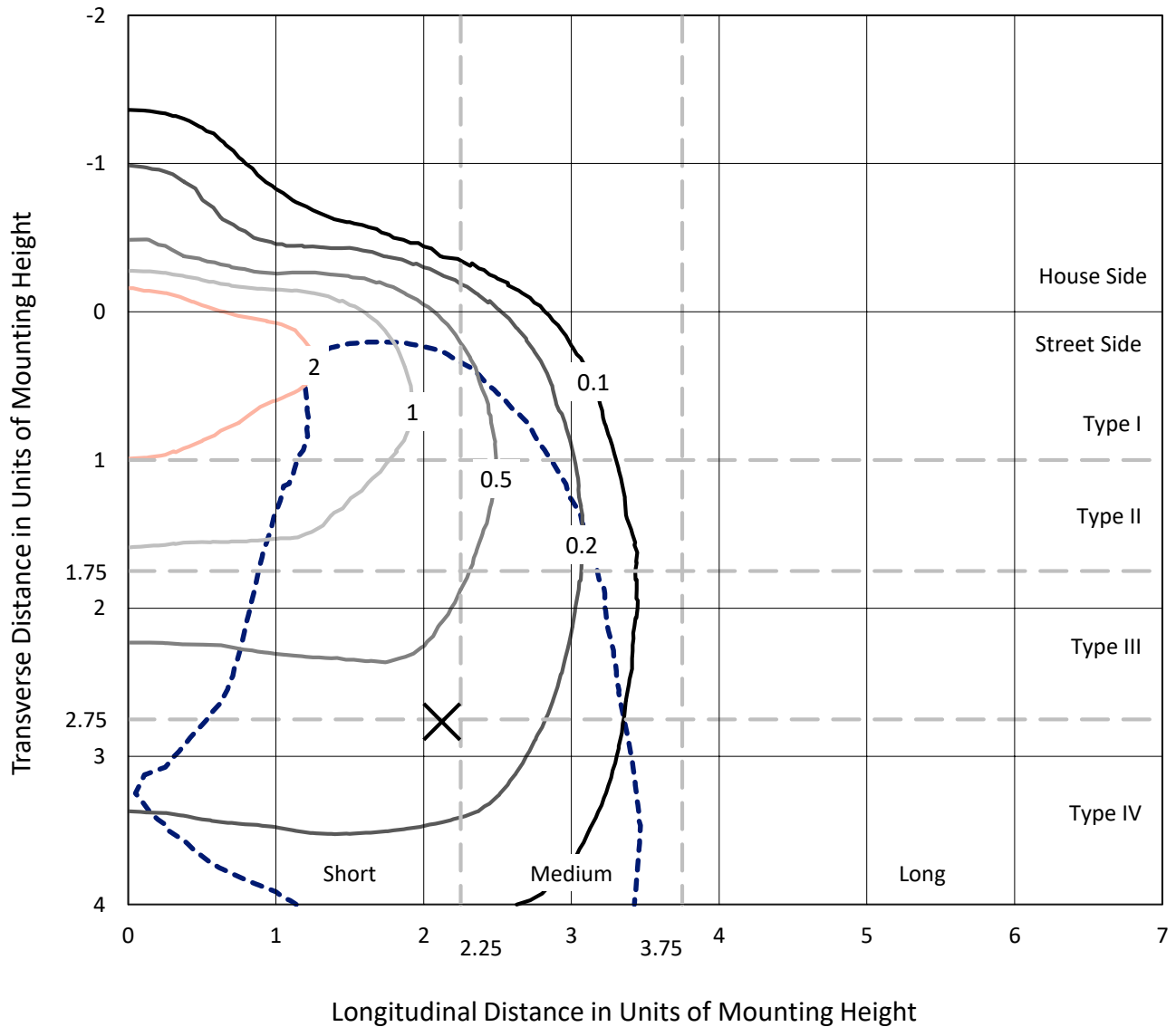
Input Watts (W): 20.09
Input Voltage (V): 120
Input Current (Ain): NR
Voltage Rise (V): NR
Power Factor: NR
Total Harmonic Distortion (THDi): NR
Frequency (hertz): 60
Stabilization Time: NR
Operation Time: NR
Ambient Temperature (°C): NR
Test Distance: 25 FT



REPORT NUMBER: P228363
 CATALOG NUMBER: ISS-AF-350-LED-E1-SL4-7050

Iso-Footcandle Lines of Horizontal Illumination

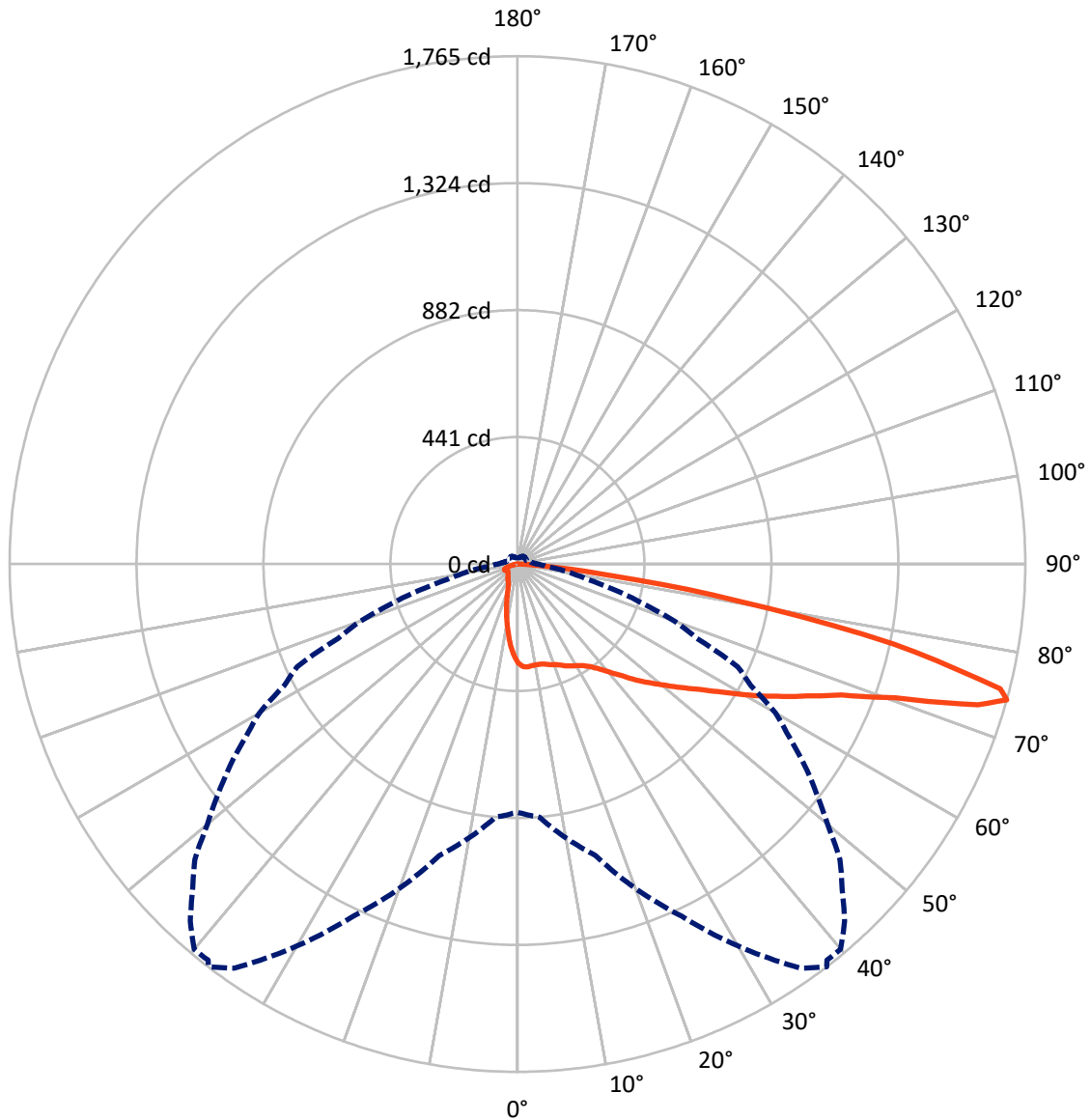
× Max cd
 - - - 1/2 Max cd



Based on 10 foot mounting height. Maximum calculated value = 3.6 fc
 Type IV - Short - Non-Cutoff

REPORT NUMBER: P228363
CATALOG NUMBER: ISS-AF-350-LED-E1-SL4-7050

Luminous Intensity Polar Plot



— Vertical Plane Through 37.5-Deg Lateral - - - Horizontal Cone Through 74-Deg Vertical

REPORT NUMBER: P228363

CATALOG NUMBER: ISS-AF-350-LED-E1-SL4-7050

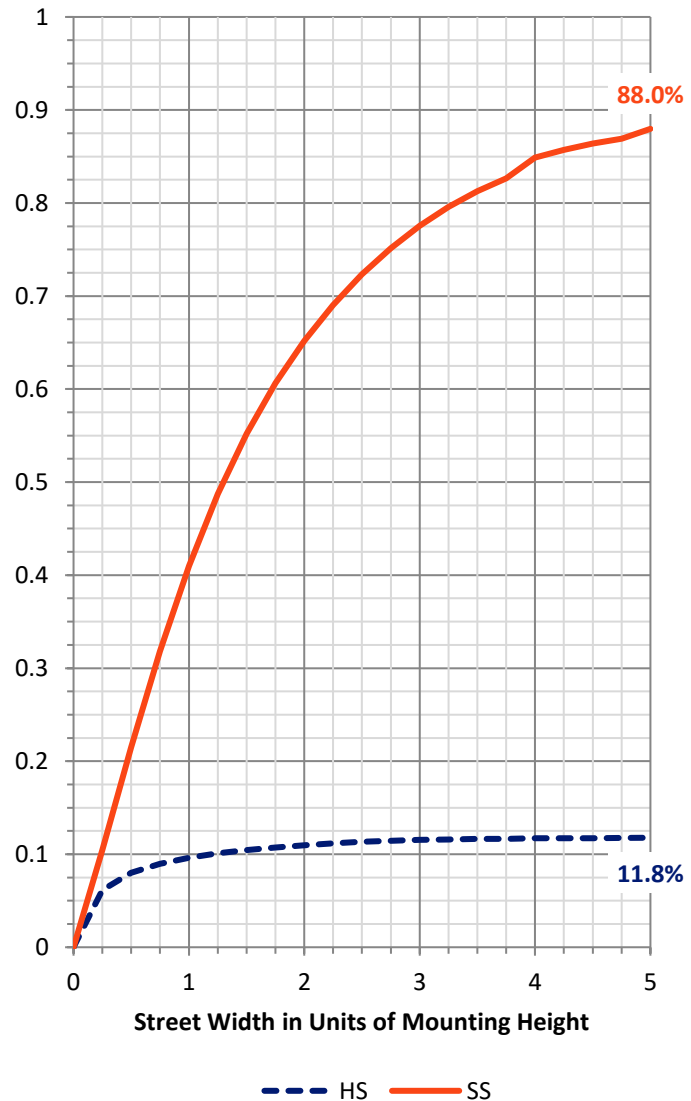
FLUX DISTRIBUTION:

		Downward	Upward	Total
House Side	Lumens	250.2	0.0	250.2
	% Fixture	11.9	0.0	11.9
Street Side	Lumens	1859.8	0.0	1859.8
	% Fixture	88.1	0.0	88.1
Total	Lumens	2110.0	0.0	2110.0
	% Fixture	100.0	0.0	100.0

Coefficient of Utilization

ZONAL LUMENS:

Zone	Lumens	% Fixture
0°-10°	30.0	1.4
10°-20°	76.4	3.6
20°-30°	118.3	5.6
30°-40°	175.5	8.3
40°-50°	270.0	12.8
50°-60°	399.1	18.9
60°-70°	532.0	25.2
70°-80°	459.2	21.8
80°-90°	49.4	2.3
90°-100°	0.0	0.0
100°-110°	0.0	0.0
110°-120°	0.0	0.0
120°-130°	0.0	0.0
130°-140°	0.0	0.0
140°-150°	0.0	0.0
150°-160°	0.0	0.0
160°-170°	0.0	0.0
170°-180°	0.0	0.0
0°-90°	2110.0	100.0
0°-180°	2110.0	100.0



REPORT NUMBER: P228363

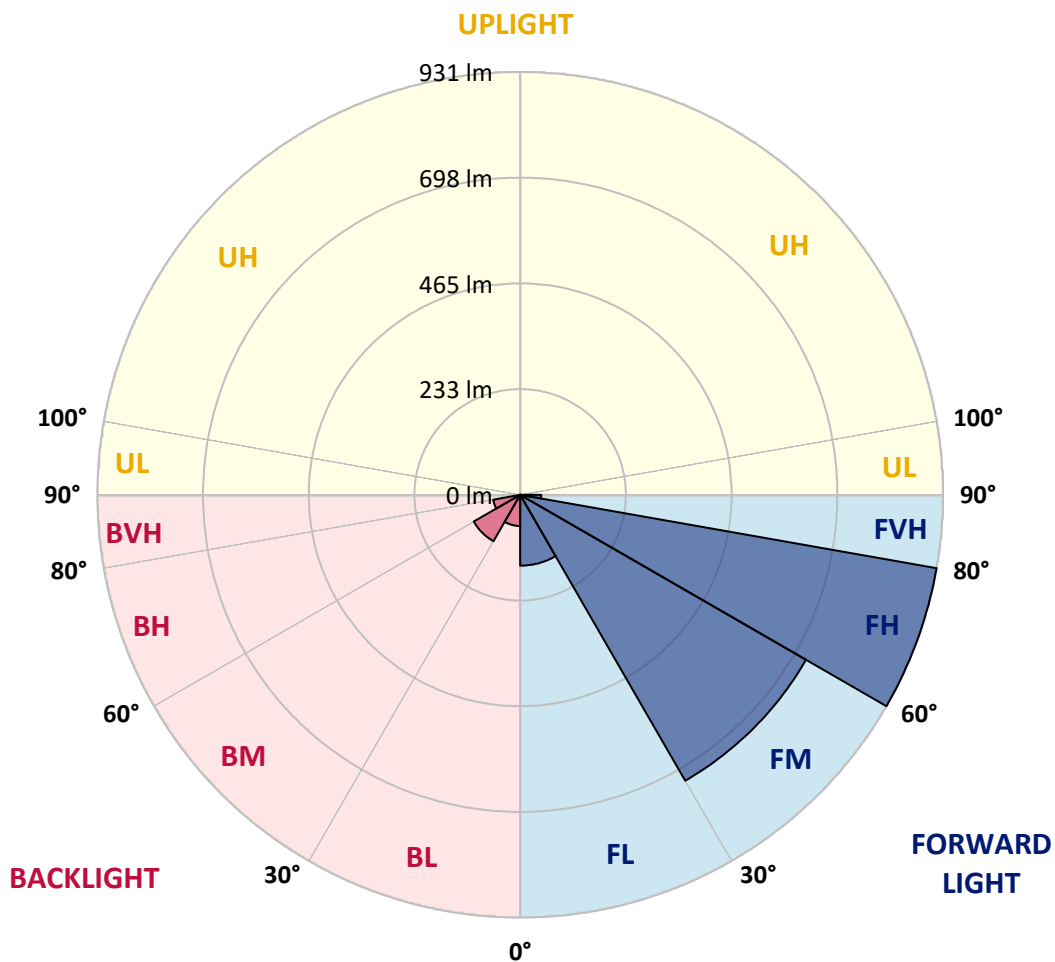
CATALOG NUMBER: ISS-AF-350-LED-E1-SL4-7050

LUMINAIRE CLASSIFICATION SYSTEM LUMEN TABLE AND BUG RATING:

Zone	Lumens	% Fixture	Zone Rating/Lumen Limit		
			B	U	G
FL (0°-30°)	156.0	7.4			
FM (30°-60°)	726.7	34.4			
FH (60°-80°)	930.9	44.1			G1/1800
FVH (80°-90°)	46.1	2.2			G1/100
BL (0°-30°)	68.7	3.3	B0/110		
BM (30°-60°)	117.9	5.6	B0/220		
BH (60°-80°)	60.3	2.9	B0/110		G0/110
BVH (80°-90°)	3.2	0.2			G0/10
UL (90°-100°)	0.0	0.0		U0/0	
UH (100°-180°)	0.0	0.0		U0/0	

BUG Rating: B0-U0-G1

Type IV Short





REPORT NUMBER: P228363

CATALOG NUMBER: ISS-AF-350-LED-E1-SL4-7050

CANDELA DISTRIBUTION (FULL):

	0°	5°	15°	25°	35°	37.5°	38°	40°	42.5°	45°	47.5°
0°	344.3	344.3	344.3	344.3	344.3	344.3	344.3	344.3	344.3	344.3	344.3
2.5°	364.0	363.2	361.7	360.9	359.3	356.9	359.3	356.1	354.6	356.1	353.0
5°	370.3	369.5	368.0	364.8	363.2	359.3	361.7	357.7	356.9	358.5	354.6
7.5°	371.1	369.5	367.2	363.2	361.7	356.9	358.5	353.8	352.2	353.8	351.4
10°	368.7	368.0	365.6	359.3	357.7	356.1	355.3	352.2	351.4	350.6	349.8
12.5°	364.8	364.8	363.2	360.9	360.1	356.9	357.7	354.6	355.3	353.8	352.2
15°	363.2	362.4	364.0	365.6	365.6	360.9	364.0	361.7	360.1	360.9	358.5
17.5°	361.7	362.4	368.0	371.1	372.7	368.0	372.7	368.0	364.8	368.7	364.8
20°	360.9	363.2	372.7	379.8	380.6	372.7	380.6	372.7	372.7	377.4	370.3
22.5°	364.8	368.7	382.1	390.0	391.6	381.4	390.8	380.6	380.6	384.5	377.4
25°	377.4	381.4	396.3	405.0	403.4	392.4	401.0	390.8	390.0	394.7	385.3
27.5°	394.0	399.5	413.7	421.5	416.0	401.0	413.7	398.7	398.7	405.8	393.2
30°	417.6	421.5	434.1	434.9	427.8	409.7	423.9	407.4	405.0	417.6	401.8
32.5°	443.6	446.7	456.2	450.7	440.4	421.5	438.1	418.4	417.6	431.0	412.9
35°	471.2	474.3	477.5	468.0	458.6	438.1	456.2	436.5	435.7	450.7	433.4
37.5°	499.5	499.5	499.5	488.5	482.2	462.5	479.1	463.3	461.7	477.5	460.9
40°	522.4	524.0	521.6	511.4	508.2	494.0	508.2	494.0	496.4	510.6	497.2
42.5°	541.3	542.9	543.7	535.0	538.1	530.3	541.3	531.1	531.8	547.6	539.7
45°	560.2	559.4	565.7	563.4	572.8	573.6	579.9	576.0	577.5	589.4	587.0
47.5°	579.9	576.0	583.1	593.3	610.6	616.1	620.1	621.7	628.0	633.5	639.0
50°	598.8	594.9	599.6	622.5	650.0	661.8	662.6	670.5	677.6	685.5	696.5
52.5°	618.5	615.4	620.1	652.4	696.5	713.1	710.7	724.1	734.3	743.0	761.1
55°	639.0	635.8	640.6	688.6	746.2	769.0	766.6	785.6	805.2	808.4	828.9
57.5°	658.7	654.8	668.2	731.2	805.2	839.9	828.9	858.0	876.9	875.4	903.7
60°	680.0	676.8	698.1	783.2	879.3	924.2	907.7	946.3	959.7	954.2	981.0
62.5°	700.5	699.7	735.1	843.9	969.1	1012.5	997.5	1031.4	1040.8	1033.7	1047.1
65°	719.4	724.1	775.3	904.5	1055.8	1105.4	1085.0	1118.8	1129.9	1124.4	1147.2
67.5°	750.9	756.4	824.9	981.7	1163.0	1214.2	1196.8	1232.3	1248.8	1247.3	1272.5
70°	797.4	807.6	898.2	1091.3	1326.1	1391.5	1382.0	1425.3	1465.5	1462.4	1487.6
72.5°	878.5	895.1	1018.8	1261.5	1594.0	1673.5	1662.5	1686.9	1679.8	1622.3	1575.8
74°	862.8	883.3	1048.7	1350.5	1714.5	1764.9	1746.8	1747.6	1683.0	1595.5	1520.7
75°	805.2	826.5	1005.4	1339.5	1705.8	1733.4	1707.4	1675.1	1597.1	1508.1	1415.9
77.5°	552.3	579.9	739.1	1081.8	1373.3	1335.5	1329.2	1267.8	1164.5	1064.5	946.3
80°	282.9	302.6	382.1	565.7	814.7	776.9	789.5	739.9	654.0	581.5	460.9
82.5°	67.8	72.5	112.7	219.0	353.0	323.0	327.8	290.0	240.3	196.2	152.1
85°	35.5	40.2	55.2	60.7	93.0	96.1	93.8	90.6	74.1	62.2	54.4
87.5°	0.0	0.0	0.0	1.6	0.8	0.0	0.8	0.0	0.0	0.8	1.6
90°	0.0	0.0	0.0	0.0	0.0	0.0	0.0	0.0	0.0	0.0	0.0



REPORT NUMBER: P228363

CATALOG NUMBER: ISS-AF-350-LED-E1-SL4-7050

CANDELA DISTRIBUTION (continued):

	50°	52.5°	55°	57.5°	60°	62.5°	65°	67.5°	70°	72.5°	75°
0°	344.3	344.3	344.3	344.3	344.3	344.3	344.3	344.3	344.3	344.3	344.3
2.5°	355.3	353.8	355.3	350.6	353.0	349.0	350.6	346.7	348.3	345.1	345.9
5°	356.9	353.0	355.3	351.4	352.2	349.0	348.3	346.7	345.9	343.5	342.0
7.5°	353.0	349.8	349.0	347.5	345.1	345.9	342.7	342.0	339.6	339.6	334.9
10°	349.0	349.8	345.1	346.7	342.7	343.5	338.0	339.6	335.7	338.8	331.7
12.5°	352.2	353.0	349.0	351.4	344.3	345.9	341.2	343.5	338.0	342.0	333.3
15°	359.3	358.5	356.9	356.9	349.8	353.0	347.5	349.0	343.5	348.3	338.8
17.5°	365.6	364.8	362.4	361.7	356.9	357.7	352.2	355.3	349.0	353.0	343.5
20°	372.7	368.7	368.0	367.2	361.7	361.7	357.7	359.3	353.0	357.7	346.7
22.5°	378.2	375.0	374.3	371.1	367.2	368.7	363.2	364.0	357.7	362.4	353.0
25°	386.9	382.9	382.9	378.2	375.8	375.0	371.9	374.3	368.0	371.1	362.4
27.5°	398.7	390.0	393.2	388.4	386.9	386.1	384.5	386.1	381.4	383.7	375.0
30°	409.7	398.7	403.4	397.1	400.3	397.1	399.5	397.1	397.1	397.1	393.2
32.5°	424.7	411.3	420.7	411.3	417.6	412.9	420.7	416.0	419.2	418.4	416.8
35°	446.0	430.2	443.6	431.0	442.0	435.7	446.7	444.4	450.7	447.5	450.7
37.5°	474.3	457.8	473.5	461.7	475.1	465.7	481.4	479.8	493.2	488.5	493.2
40°	509.8	498.0	509.8	501.1	515.3	511.4	527.9	528.7	543.7	541.3	546.8
42.5°	549.2	540.5	552.3	547.6	561.8	564.9	583.8	588.6	602.8	606.7	607.5
45°	591.7	590.1	599.6	604.3	618.5	628.0	644.5	656.3	672.1	680.8	679.2
47.5°	641.4	647.7	654.0	665.8	678.4	698.1	714.6	729.6	747.7	753.2	755.6
50°	697.3	708.3	713.9	730.4	743.0	767.4	790.3	809.2	828.9	826.5	828.1
52.5°	756.4	770.6	778.5	798.2	814.7	843.1	862.8	880.9	905.3	899.0	896.6
55°	821.8	843.1	849.4	871.4	885.6	914.8	932.1	963.6	973.9	967.6	954.2
57.5°	891.1	916.3	923.4	953.4	960.5	992.0	1007.0	1028.2	1036.9	1026.7	1009.3
60°	969.9	992.8	998.3	1025.1	1034.5	1063.7	1074.7	1093.6	1099.9	1074.7	1050.3
62.5°	1048.7	1072.4	1075.5	1099.1	1108.6	1133.8	1146.4	1157.4	1154.3	1117.3	1086.5
65°	1138.5	1161.4	1169.3	1192.9	1198.4	1217.3	1227.6	1215.0	1207.9	1151.9	1117.3
67.5°	1281.1	1305.6	1308.7	1314.2	1313.5	1304.0	1299.3	1255.9	1224.4	1121.2	1071.6
70°	1468.7	1450.6	1415.1	1374.1	1344.2	1290.6	1259.1	1170.1	1103.9	988.0	904.5
72.5°	1502.6	1443.5	1356.0	1285.9	1213.4	1129.1	1061.3	926.6	833.6	712.3	624.0
74°	1406.4	1310.3	1218.1	1119.6	1036.1	913.2	844.6	674.5	582.3	459.4	352.2
75°	1290.6	1177.9	1073.9	948.6	870.6	723.3	658.7	475.1	382.9	272.6	183.6
77.5°	823.4	688.6	589.4	444.4	383.7	264.7	193.8	120.6	89.0	78.0	67.8
80°	369.5	263.2	208.8	144.2	120.6	92.2	78.0	63.0	57.5	50.4	48.1
82.5°	118.2	94.5	89.8	80.4	80.4	64.6	55.2	43.3	39.4	33.9	30.7
85°	51.2	48.1	49.6	45.7	46.5	35.5	28.4	21.3	21.3	15.0	13.4
87.5°	1.6	0.0	0.8	0.0	1.6	0.0	0.8	0.0	0.8	0.0	0.8
90°	0.0	0.0	0.0	0.0	0.0	0.0	0.0	0.0	0.0	0.0	0.0



REPORT NUMBER: P228363

CATALOG NUMBER: ISS-AF-350-LED-E1-SL4-7050

CANDELA DISTRIBUTION (continued):

	77.5°	80°	85°	90°	95°	100°	102.5°	105°	107.5°	110°	112.5°
0°	344.3	344.3	344.3	344.3	344.3	344.3	344.3	344.3	344.3	344.3	344.3
2.5°	342.7	344.3	343.5	340.4	339.6	337.2	331.7	332.5	329.3	331.7	327.8
5°	339.6	338.8	335.7	331.7	327.8	323.0	319.1	317.5	314.4	312.8	310.4
7.5°	334.9	331.7	326.2	319.9	314.4	308.1	304.9	299.4	297.8	292.3	291.5
10°	333.3	327.8	321.5	313.6	304.1	294.7	293.9	284.4	283.6	275.0	272.6
12.5°	336.4	329.3	321.5	312.0	301.0	287.6	287.6	273.4	272.6	260.8	256.9
15°	342.7	334.1	323.8	312.8	298.6	282.1	281.3	264.7	263.2	249.0	244.3
17.5°	348.3	336.4	327.0	312.0	295.5	276.6	272.6	256.1	252.9	236.4	230.1
20°	352.2	338.8	327.8	310.4	290.0	267.9	262.4	245.0	238.0	221.4	212.7
22.5°	356.9	344.3	329.3	309.7	286.8	260.8	249.0	233.2	223.0	205.6	193.8
25°	364.0	353.0	334.9	312.0	284.4	253.7	238.0	221.4	207.2	189.9	172.6
27.5°	375.0	364.0	342.7	315.2	283.6	246.6	229.3	208.8	191.5	172.6	152.9
30°	390.8	379.0	356.1	323.8	284.4	241.1	219.8	197.8	177.3	155.2	134.7
32.5°	411.3	401.8	373.5	333.3	287.6	236.4	211.2	185.9	160.7	139.5	121.3
35°	439.7	433.4	397.9	351.4	295.5	234.0	202.5	174.9	146.6	125.3	105.6
37.5°	481.4	472.7	433.4	377.4	308.1	232.4	196.2	161.5	134.7	111.9	95.3
40°	534.2	522.4	475.1	408.9	327.8	233.2	190.7	151.3	124.5	100.1	86.7
42.5°	597.2	579.9	526.3	447.5	347.5	234.8	187.5	141.8	116.6	90.6	80.4
45°	668.2	648.5	587.0	495.6	375.8	238.7	185.2	133.9	109.5	83.5	76.4
47.5°	737.5	717.8	649.2	543.7	405.0	245.8	186.7	129.2	104.8	79.6	71.7
50°	805.2	784.8	704.4	587.0	430.2	255.3	193.0	130.0	104.0	78.0	69.3
52.5°	865.1	839.9	751.7	620.9	448.3	261.6	198.6	132.4	104.8	77.2	68.5
55°	925.0	892.7	789.5	647.7	459.4	262.4	198.6	133.2	105.6	77.2	67.8
57.5°	969.9	932.9	818.6	663.4	463.3	258.4	193.8	129.2	100.9	76.4	66.2
60°	998.3	958.9	839.1	673.7	457.8	241.9	168.6	114.2	89.0	70.9	61.5
62.5°	1021.9	981.7	845.4	656.3	411.3	192.3	131.6	93.0	74.1	63.0	56.7
65°	1027.4	979.4	801.3	579.9	321.5	133.2	95.3	73.3	60.7	55.9	51.2
67.5°	943.9	886.4	673.7	453.8	219.0	91.4	70.9	59.9	52.0	49.6	48.1
70°	767.4	704.4	493.2	297.0	122.1	63.8	54.4	49.6	44.9	44.9	42.5
72.5°	494.8	429.4	252.9	126.9	62.2	48.9	44.1	42.5	38.6	39.4	37.0
74°	252.9	197.0	103.2	67.0	51.2	43.3	39.4	38.6	34.7	35.5	33.1
75°	128.4	101.6	72.5	55.9	47.3	41.0	36.2	36.2	31.5	32.3	29.9
77.5°	59.9	57.5	49.6	44.1	40.2	34.7	29.9	29.2	24.4	26.0	22.8
80°	41.8	41.8	38.6	37.0	33.1	28.4	22.8	22.8	18.1	18.9	16.5
82.5°	23.6	22.1	22.1	25.2	26.0	21.3	16.5	15.8	13.4	13.4	11.0
85°	10.2	11.8	14.2	17.3	18.9	16.5	11.8	11.0	7.1	7.1	3.9
87.5°	0.0	0.8	0.8	1.6	3.2	3.2	0.0	1.6	0.0	0.8	0.0
90°	0.0	0.0	0.0	0.0	0.0	0.0	0.0	0.0	0.0	0.0	0.0



REPORT NUMBER: P228363

CATALOG NUMBER: ISS-AF-350-LED-E1-SL4-7050

CANDELA DISTRIBUTION (continued):

	115°	117.5°	120°	122.5°	125°	127.5°	130°	135°	145°	155°	165°
0°	344.3	344.3	344.3	344.3	344.3	344.3	344.3	344.3	344.3	344.3	344.3
2.5°	329.3	325.4	327.8	323.8	325.4	321.5	323.0	320.7	318.3	315.2	314.4
5°	308.1	304.9	304.1	300.2	301.0	297.8	294.7	290.7	286.0	279.7	277.3
7.5°	284.4	283.6	278.1	275.8	272.6	269.5	264.0	257.6	248.2	239.5	234.0
10°	264.0	261.6	253.7	249.8	245.0	241.1	233.2	224.6	211.2	197.8	190.7
12.5°	246.6	243.5	233.2	228.5	221.4	216.7	207.2	196.2	177.3	158.4	149.7
15°	232.4	227.7	215.9	208.8	199.3	194.6	184.4	168.6	145.8	126.1	114.2
17.5°	215.9	209.6	197.0	188.3	178.9	170.2	159.9	143.4	117.4	99.3	87.5
20°	197.8	189.9	176.5	164.7	154.4	146.6	136.3	119.8	93.8	79.6	73.3
22.5°	178.9	166.2	154.4	144.2	132.4	124.5	114.2	99.3	79.6	71.7	69.3
25°	159.2	145.0	133.2	122.9	111.9	104.8	96.1	84.3	72.5	70.1	70.1
27.5°	139.5	125.3	114.2	104.0	94.5	89.8	81.9	74.1	68.5	69.3	70.1
30°	121.3	107.2	96.9	89.0	80.4	77.2	70.9	66.2	65.4	67.8	68.5
32.5°	105.6	93.0	83.5	77.2	70.1	68.5	63.0	60.7	63.0	66.2	65.4
35°	92.2	81.9	72.5	68.5	62.2	61.5	57.5	55.9	59.1	63.0	63.0
37.5°	81.9	72.5	65.4	62.2	57.5	56.7	53.6	52.0	54.4	59.9	61.5
40°	73.3	67.8	60.7	57.5	54.4	52.8	51.2	49.6	50.4	57.5	58.3
42.5°	67.8	63.8	57.5	55.9	52.0	51.2	48.9	47.3	48.1	53.6	55.9
45°	63.8	60.7	55.2	54.4	50.4	49.6	47.3	45.7	46.5	51.2	53.6
47.5°	60.7	57.5	52.8	51.2	48.9	48.1	46.5	44.9	44.9	49.6	52.0
50°	59.1	55.9	51.2	49.6	47.3	46.5	44.9	43.3	44.1	48.1	49.6
52.5°	58.3	54.4	50.4	48.1	46.5	44.9	43.3	41.8	42.5	46.5	48.1
55°	58.3	53.6	50.4	48.1	45.7	43.3	42.5	40.2	41.8	44.9	47.3
57.5°	58.3	53.6	50.4	48.1	46.5	44.1	42.5	41.0	41.8	44.9	47.3
60°	56.7	52.8	51.2	48.9	48.1	45.7	44.9	43.3	43.3	47.3	51.2
62.5°	54.4	52.0	51.2	49.6	49.6	48.1	48.1	46.5	46.5	51.2	55.2
65°	51.2	49.6	50.4	49.6	49.6	49.6	48.9	48.9	48.9	52.8	57.5
67.5°	48.1	47.3	48.1	48.1	48.9	48.1	48.9	48.1	48.1	52.0	56.7
70°	43.3	43.3	44.1	43.3	44.1	44.1	44.9	44.9	44.9	47.3	52.0
72.5°	37.8	37.0	37.8	37.0	38.6	37.0	38.6	39.4	38.6	39.4	41.8
74°	33.9	33.1	33.9	33.1	34.7	33.1	33.9	33.9	33.1	26.8	22.8
75°	30.7	29.9	30.7	29.9	31.5	29.9	31.5	30.7	29.2	19.7	18.9
77.5°	24.4	22.1	24.4	22.1	23.6	21.3	22.8	19.7	15.0	14.2	14.2
80°	18.1	15.8	17.3	15.0	14.2	11.0	11.8	11.0	10.2	11.0	11.0
82.5°	11.0	7.9	9.5	7.1	8.7	6.3	7.9	7.1	6.3	6.3	6.3
85°	5.5	3.9	5.5	3.2	4.7	3.2	3.9	3.9	2.4	2.4	2.4
87.5°	0.8	0.0	1.6	0.0	1.6	0.0	0.8	0.8	0.0	0.0	0.0
90°	0.0	0.0	0.0	0.0	0.0	0.0	0.0	0.0	0.0	0.0	0.0

REPORT NUMBER: P228363

CATALOG NUMBER: ISS-AF-350-LED-E1-SL4-7050

CANDELA DISTRIBUTION (continued):

	175°	180°
0°	344.3	344.3
2.5°	312.0	312.8
5°	273.4	275.8
7.5°	230.9	232.4
10°	185.9	187.5
12.5°	143.4	145.0
15°	107.9	106.4
17.5°	82.7	81.2
20°	70.1	70.1
22.5°	68.5	67.8
25°	69.3	68.5
27.5°	69.3	68.5
30°	67.8	67.0
32.5°	65.4	64.6
35°	63.0	63.0
37.5°	61.5	62.2
40°	59.1	59.9
42.5°	56.7	57.5
45°	54.4	55.2
47.5°	52.0	52.0
50°	48.9	48.9
52.5°	48.1	48.1
55°	48.1	48.1
57.5°	49.6	49.6
60°	54.4	55.2
62.5°	63.8	64.6
65°	73.3	74.9
67.5°	74.1	76.4
70°	71.7	74.1
72.5°	49.6	49.6
74°	22.1	21.3
75°	18.9	18.1
77.5°	14.2	14.2
80°	10.2	9.5
82.5°	5.5	5.5
85°	1.6	1.6
87.5°	0.0	0.0
90°	0.0	0.0

(END OF REPORT)